



ANAPHYLAXIS POLICY

Purpose

To explain to Manchester Primary parents, carers, staff and students the processes and procedures in place to support students diagnosed as being at risk of suffering from anaphylaxis. This policy also ensures that Manchester Primary is compliant with Ministerial Order 706 and the Department's guidelines for anaphylaxis management

Scope

This policy applies to:

- all staff, including casual relief staff and volunteers
- all students who have been diagnosed with anaphylaxis, or who may require emergency treatment for an anaphylactic reaction, and their parents and carers.

Policy

School Statement

Manchester Primary will fully comply with Ministerial Order 706 and the associated guidelines published by the Department of Education and Training.

Anaphylaxis

Anaphylaxis is a severe allergic reaction that occurs after exposure to an allergen. The most common allergens for school-aged children are nuts, eggs, cow's milk, fish, shellfish, wheat, soy, sesame, latex, certain insect stings and medication.

Symptoms

Signs and symptoms of a mild to moderate allergic reaction can include:

- swelling of the lips, face and eyes
- hives or welts
- tingling in the mouth.

Signs and symptoms of anaphylaxis, a severe allergic reaction, can include:

- difficult/noisy breathing
- swelling of tongue
- difficulty talking and/or hoarse voice
- wheeze or persistent cough
- persistent dizziness or collapse
- student appears pale or floppy
- abdominal pain and/or vomiting.

Symptoms usually develop within ten minutes and up to two hours after exposure to an allergen, but can appear within a few minutes.



Treatment

Adrenaline given as an injection into the muscle of the outer mid-thigh is the first aid treatment for anaphylaxis.

Individuals diagnosed as being at risk of anaphylaxis are prescribed an adrenaline autoinjector for use in an emergency. These adrenaline autoinjectors are designed so that anyone can use them in an emergency.

Individual Anaphylaxis Management Plans

All students at Manchester Primary who are diagnosed by a medical practitioner as being at risk of suffering from an anaphylactic reaction must have an Individual Anaphylaxis Management Plan. When notified of an anaphylaxis diagnosis, the Principal of Manchester Primary is responsible for developing a plan in consultation with the student's parents/carers.

Where necessary, an Individual Anaphylaxis Management Plan will be in place as soon as practicable after a student enrolls at Manchester Primary and where possible, before the student's first day.

Parents and carers must:

- obtain an ASCIA Action Plan for Anaphylaxis from the student's medical practitioner and provide a copy to the school as soon as practicable
- immediately inform the school in writing if there is a relevant change in the student's medical condition and obtain an updated ASCIA Action Plan for Anaphylaxis
- provide an up-to-date photo of the student for the ASCIA Action Plan for Anaphylaxis when that Plan is provided to the school and each time it is reviewed
- provide the school with a current adrenaline autoinjector for the student that has not expired;
- participate in annual reviews of the student's Plan.

Each student's Individual Anaphylaxis Management Plan must include:

- information about the student's medical condition that relates to allergies and the potential for anaphylactic reaction, including the type of allergies the student has
- information about the signs or symptoms the student might exhibit in the event of an allergic reaction based on a written diagnosis from a medical practitioner
- strategies to minimise the risk of exposure to known allergens while the student is under the care or supervision of school staff, including in the school yard, at camps and excursions, or at special events conducted, organised or attended by the school
- the name of the person(s) responsible for implementing the risk minimisation strategies, which have been identified in the Plan
- information about where the student's medication will be stored
- the student's emergency contact details
- an up-to-date ASCIA Action Plan for Anaphylaxis completed by the student's medical practitioner



Individual Anaphylaxis Management Plan

This plan is to be completed by the principal or nominee on the basis of information from the student's medical practitioner (ASQA Action Plan for Anaphylaxis) provided by the parent.

It is the parent's responsibility to provide the school with a copy of the student's ASQA Action Plan for Anaphylaxis containing the emergency procedures plan (signed by the student's medical practitioner) and an up-to-date photo of the student - to be appended to this plan; and to inform the school if their child's medical condition changes.

School		Phone	
Student			
DOB		Year level	
Severely allergic to:			
Other health conditions			
Medication at school			

EMERGENCY CONTACT DETAILS (PARENT)

Name		Name	
Relationship		Relationship	
Home phone		Home phone	
Work phone		Work phone	
Mobile		Mobile	
Address		Address	

EMERGENCY CONTACT DETAILS (ALTERNATE)

Name		Name	
Relationship		Relationship	
Home phone		Home phone	
Work phone		Work phone	
Mobile		Mobile	
Address		Address	

Medical practitioner contact	Name	
	Phone	

Name of environment/area:

Risk identified	Actions required to minimise the risk	Who is responsible?	Completion date?

Name of environment/area:

Risk identified	Actions required to minimise the risk	Who is responsible?	Completion date?

This Individual Anaphylaxis Management Plan will be reviewed on any of the following occurrences (whichever happen earlier):

- annually
- if the student's medical condition, insofar as it relates to allergy and the potential for anaphylactic reaction, changes
- as soon as practicable after the student has an anaphylactic reaction at school
- when the student is to participate in an off-site activity, such as camps and excursions, or at special events conducted, organised or attended by the school (eg. class parties, elective subjects, cultural days, fetes, incursions).

I have been consulted in the development of this Individual Anaphylaxis Management Plan.

I consent to the risk minimisation strategies proposed.

Risk minimisation strategies are available at Chapter 8 – Risk Minimisation Strategies of the Anaphylaxis Guidelines

Signature of parent:	
----------------------	--

Date:	
-------	--

I have consulted the parents of the students and the relevant school staff who will be involved in the implementation of this Individual Anaphylaxis Management Plan.

Signature of principal (or nominee):	
--------------------------------------	--

Date:	
-------	--

Emergency care to be provided at school	
Storage location for adrenaline autoinjector (device specific) (EpiPen®)	

ENVIRONMENT

To be completed by principal or nominee. Please consider each environment/area (on and off school site) the student will be in for the year, e.g. classroom, canteen, food tech room, sports oval, excursions and camps etc.

Name of environment/area:

Risk identified	Actions required to minimise the risk	Who is responsible?	Completion date?

Name of environment/area:

Risk identified	Actions required to minimise the risk	Who is responsible?	Completion date?

Name of environment/area:

Risk identified	Actions required to minimise the risk	Who is responsible?	Completion date?

This Individual Anaphylaxis Management Plan will be reviewed on any of the following occurrences (whichever happen earlier):

- annually
- if the student's medical condition, insofar as it relates to allergy and the potential for anaphylactic reaction, changes
- as soon as practicable after the student has an anaphylactic reaction at school
- when the student is to participate in an off-site activity, such as camps and excursions, or at special events conducted, organised or attended by the school (eg. class parties, elective subjects, cultural days, fetes, incursions).

I have been consulted in the development of this Individual Anaphylaxis Management Plan.

I consent to the risk minimisation strategies proposed.

Risk minimisation strategies are available at Chapter 8 – Risk Minimisation Strategies of the Anaphylaxis Guidelines

Signature of parent:	
----------------------	--


Date:	
-------	--

I have consulted the parents of the students and the relevant school staff who will be involved in the implementation of this Individual Anaphylaxis Management Plan.

Signature of principal (or nominee):	
--------------------------------------	--

Date:	
-------	--





ascia
australian society of clinical immunology and allergy
www.allergy.org.au

ACTION PLAN FOR Anaphylaxis

For use with adrenaline (epinephrine) autoinjectors

Name: _____
Date of birth: _____

Confirmed allergens: _____

Family/emergency contact name(s): _____

Work Ph: _____
Home Ph: _____
Mobile Ph: _____

Plan prepared by doctor or nurse practitioner (np): _____

The treating doctor or np hereby authorises:

- Medications specified on this plan to be administered according to the plan.
- Prescription of 2 adrenaline autoinjectors.
- Review of this plan is due by the date below.

Date: _____

Signed: _____

Date: _____

Refer to the device label for instructions on how to give an adrenaline (epinephrine) autoinjector.

Instructions are also on the ASCIA website www.allergy.org.au/anaphylaxis

Adrenaline autoinjectors (300 mcg) are prescribed for children over 20kg and adults. Adrenaline autoinjectors (150 mcg) are prescribed for children 7.5-20kg.

SIGNS OF MILD TO MODERATE ALLERGIC REACTION

- Swelling of lips, face, eyes
- Tingling mouth
- Hives or welts
- Abdominal pain, vomiting (these are signs of anaphylaxis for insect allergy)

ACTION FOR MILD TO MODERATE ALLERGIC REACTION

- For insect allergy - flick out sting if visible
- For tick allergy seek medical help or freeze tick and let it drop off
- Stay with person and call for help
- Locate adrenaline autoinjector
- Give other medications (if prescribed).....
- Phone family/emergency contact




Mild to moderate allergic reactions (such as hives or swelling) may not always occur before anaphylaxis

WATCH FOR ANY ONE OF THE FOLLOWING SIGNS OF ANAPHYLAXIS (SEVERE ALLERGIC REACTION)

- Difficult/noisy breathing
- Difficulty talking and/or hoarse voice
- Swelling of tongue
- Persistent dizziness or collapse
- Swelling/tightness in throat
- Pale and floppy (young children)
- Wheeze or persistent cough

ACTION FOR ANAPHYLAXIS

- 1 Lay person flat - do NOT allow them to stand or walk
- If unconscious, place in recovery position
- If breathing is difficult allow them to sit

- 2 Give adrenaline autoinjector
- 3 Phone ambulance - 000 (AU) or 111 (NZ)
- 4 Phone family/emergency contact
- 5 Further adrenaline doses may be given if no response after 5 minutes
- 6 Transfer person to hospital for at least 4 hours of observation

If in doubt give adrenaline autoinjector

Commence CPR at any time if person is unresponsive and not breathing normally

ALWAYS give adrenaline autoinjector FIRST, and then asthma reliever puffer if someone with known asthma and allergy to food, insects or medication has **SUDDEN BREATHING DIFFICULTY** (including wheeze, persistent cough or hoarse voice) even if there are no skin symptoms

Asthma reliever medication prescribed: Y N



Review and updates to Individual Anaphylaxis Management Plans

A student's Individual Anaphylaxis Management Plan will be reviewed and updated on an annual basis in consultation with the student's parents/carers. The plan will also be reviewed and, where necessary, updated in the following circumstances:

- as soon as practicable after the student has an anaphylactic reaction at school
- if the student's medical condition, insofar as it relates to allergy and the potential for anaphylactic reaction, changes
- when the student is participating in an off-site activity, including camps and excursions, or at special events including fetes and concerts.

Our school may also consider updating a student's Individual Anaphylaxis Management Plan if there is an identified and significant increase in the student's potential risk of exposure to allergens at school.

Location of plans and adrenaline autoinjectors and Risk Minimisation Strategies

A copy of each student's Individual Anaphylaxis Management Plan will be stored with their ASCIA Action Plan for Anaphylaxis at their building's first aid kit, together with the student's adrenaline autoinjector. Adrenaline autoinjectors must be labelled with the student's name.

Risk Minimisation Strategies

To reduce the risk of a student suffering from an anaphylactic reaction at Manchester Primary School, we have put in place the following strategies:

- Staff and students are regularly reminded to wash their hands after eating.
- Students are discouraged from sharing food.
- Garbage bins at school are to remain covered with lids to reduce the risk of attracting insects.
- Gloves must be worn when picking up papers or rubbish in the playground.
- Year groups will be informed of allergens that must be avoided in advance of class parties, events or birthdays.
- A general use EpiPen will be stored at the office and in the yard duty bag for ease of access.
- Planning for off-site activities will include risk minimisation strategies for students at risk of anaphylaxis including supervision requirements, appropriate number of trained staff, emergency response procedures and other risk controls appropriate to the activity and students attending.



Adrenaline autoinjectors for general use

Manchester Primary School will maintain a supply of adrenaline autoinjectors for general use, as a back-up to those provided by parents and carers for specific students, and also for students who may suffer from a first time reaction at school.

Adrenaline autoinjectors for general use will be stored in First Aid and in the Yard Duty Bags and labelled “general use”.

The principal is responsible for arranging the purchase of adrenaline autoinjectors for general use, and will consider:

- the number of students enrolled at Manchester Primary at risk of anaphylaxis
- the accessibility of adrenaline autoinjectors supplied by parents
- the availability of a sufficient supply of autoinjectors for general use in different locations at the school, as well as at camps, excursions and events
- the limited life span of adrenaline autoinjectors, and the need for general use adrenaline autoinjectors to be replaced when used or prior to expiry.
- the weight of the students at risk of anaphylaxis to determine the correct dosage of adrenaline autoinjector/s to purchase.

Emergency Response

In the event of an anaphylactic reaction, the emergency response procedures in this policy must be followed, together with the school’s general procedures, emergency response procedures and the student’s Individual Anaphylaxis Management Plan.

A complete and up-to-date list of students identified as being at risk of anaphylaxis is maintained by the First Aid Officer and stored in the First Aid room. For camps, excursions and special events, a designated staff member will be responsible for maintaining a list of students at risk of anaphylaxis attending the special event, together with their Individual Anaphylaxis Management Plans and adrenaline autoinjectors, where appropriate.

If a student experiences an anaphylactic reaction at school or during a school activity, school staff must:

Emergency Response

Step	Action
1.	<ul style="list-style-type: none"> • Lay the person flat • Do not allow them to stand or walk • If breathing is difficult, allow them to sit • Be calm and reassuring • Do not leave them alone • Seek assistance from another staff member or reliable student to locate



	<p>the student's adrenaline autoinjector or the school's general use autoinjector, and the student's Individual Anaphylaxis Management Plan, stored in the First Aid room</p> <ul style="list-style-type: none"> • If the student's plan is not immediately available, or they appear to be experiencing a first time reaction, follow steps 2 to 5
Step	Action
2.	<ul style="list-style-type: none"> • Administer an EpiPen or EpiPen Jr (if the student is under 20kg) • Remove from plastic container • Form a fist around the EpiPen and pull off the blue safety release (cap) • Place orange end against the student's outer mid-thigh (with or without clothing) • Push down hard until a click is heard or felt and hold in place for 3 seconds • Remove EpiPen • Note the time the EpiPen is administered • Retain the used EpiPen to be handed to ambulance paramedics along with the time of administration
3.	Call an ambulance (000)
4.	If there is no improvement or severe symptoms progress (as described in the ASCIA Action Plan for Anaphylaxis), further adrenaline doses may be administered every five minutes, if other adrenaline autoinjectors are available.
5.	Contact the student's emergency contacts.

If a student appears to be having a severe allergic reaction, but has not been previously diagnosed with an allergy or being at risk of anaphylaxis, school staff should follow steps 2 – 5 as above.

[Note: If in doubt, it is better to use an adrenaline autoinjector than not use it, even if in hindsight the reaction is not anaphylaxis. Under-treatment of anaphylaxis is more harmful and potentially life threatening than over-treatment of a mild to moderate allergic reaction].

Schools can use either the EpiPen® and Anapen® on any student suspected to be experiencing an anaphylactic reaction, regardless of the device prescribed in their ASCIA Action Plan.

Where possible, schools should consider using the correct dose of adrenaline autoinjector depending on the weight of the student. However, in an emergency if there is no other option available, any device should be administered to the student.

Communication Plan

This policy will be available on Manchester Primary's website so that parents and other members of the school community can easily access information about Manchester Primary's anaphylaxis management procedures. The parents and carers of students who are



enrolled at Manchester Primary and are identified as being at risk of anaphylaxis will also be provided with a copy of this policy.

The principal is responsible for ensuring that all relevant staff, including casual relief staff, canteen staff and volunteers are aware of this policy and Manchester Primary's procedures for anaphylaxis management. Casual relief staff and volunteers who are responsible for the care and/or supervision of students who are identified as being at risk of anaphylaxis will also receive a verbal briefing on this policy, their role in responding to an anaphylactic reaction and where required, the identity of students at risk.

The principal is also responsible for ensuring relevant staff are trained and briefed in anaphylaxis management, consistent with the Department's *Anaphylaxis Guidelines*.

Staff training

The Principal will ensure that the following school staff are appropriately trained in anaphylaxis management:

- School staff who conduct classes attended by students who are at risk of anaphylaxis
- School staff who conduct specialist classes, admin staff, first aiders and any other member of school staff as required by the principal based on a risk assessment.

Staff who are required to undertake training must have completed:

- An approved face-to-face anaphylaxis management training course in the last three years, or
- An approved online anaphylaxis management training course in the last two years.

Manchester Primary School uses the following training course ASCIA eTraining course.

Staff are also required to attend a briefing on anaphylaxis management and this policy at least twice per year (with the first briefing to be held at the beginning of the school year), facilitated by a staff member who has successfully completed an anaphylaxis management course within the last 2 years including the principal. Each briefing will address:

- This policy.
- The causes, symptoms and treatment of anaphylaxis.
- The identities of students with a medical condition that relates to allergies and the potential for anaphylactic reaction, and where their medication is located.
- How to use an adrenaline autoinjector, including hands on practice with a trainer adrenaline autoinjector.
- The school's general first aid and emergency response procedures.
- The location of, and access to, adrenaline autoinjectors that have been provided by parents or purchased by the school for general use.

When a new student enrolls at Manchester Primary School who is at risk of anaphylaxis, the Principal will develop an interim plan in consultation with the student's parents and ensure that appropriate staff are trained and briefed as soon as possible.

The Principal will ensure that while students at risk of anaphylaxis are under the care or supervision of the school outside of normal class activities, including in the school yard, at camps and excursions, or at special event days, there is a sufficient number of school staff present who have been trained in anaphylaxis management.

A record of staff training courses and briefings will be maintained by office staff

Further Information and Resources

- Policy and Advisory Library: [Anaphylaxis](#)
- Allergy & Anaphylaxis Australia: [Risk minimisation strategies](#)
- ASCIA Guidelines: [Schooling and childcare](#)
- Royal Children's Hospital: [Allergy and immunology](#)
- For guidance on the appropriate number of general use adrenaline autoinjectors for your school, refer to page 34 of the Department's Anaphylaxis Guidelines: https://www.education.vic.gov.au/Documents/school/principals/health/Anaphylaxis_Guidelines_FINAL.pdf

Anaphylaxis Policy Review

Approved by Andrea Lowe

This policy was updated on:

Date: Jun 2023

Evaluation and Review: February 2024

Principal Signature

The Principal will complete the Department's Annual Risk Management Checklist for anaphylaxis management to assist with the evaluation and review of this policy and the support provided to students at risk of anaphylaxis.